

Evaluation of the most common rejection reasons in the pre-analytical process at our laboratory using six sigma analysis

Mustafa Örkmez, Mehmet Akif Bozdayı, Seren Orhan, Mehmet Tarakçıođlu

Gaziantep Üniversitesi, Tıp Fakóltesi, Tıbbi Biyokimya Ana Bilim Dalı



Six Sigma Analysis and Laboratory

- The main role of a clinical laboratory is to produce reliable, reproducible, accurate and timely test results to assist in clinical decision-making.
- Accurate test results are crucial for both the doctor and the patient
- The Six Sigma analysis which is based on statistical calculations is one of the most important guiding analyzes in the evaluation of laboratory performance.

Six Sigma

- Six Sigma is a quality management strategy that focuses on identifying and eliminating defects to improve the quality of businesses.
- Six Sigma consists of a 5-step process: Define, Measure, Analyze, Improve and Control.



Six Sigma Process (DMAIC)



Define



Measure



Analyze



Improve



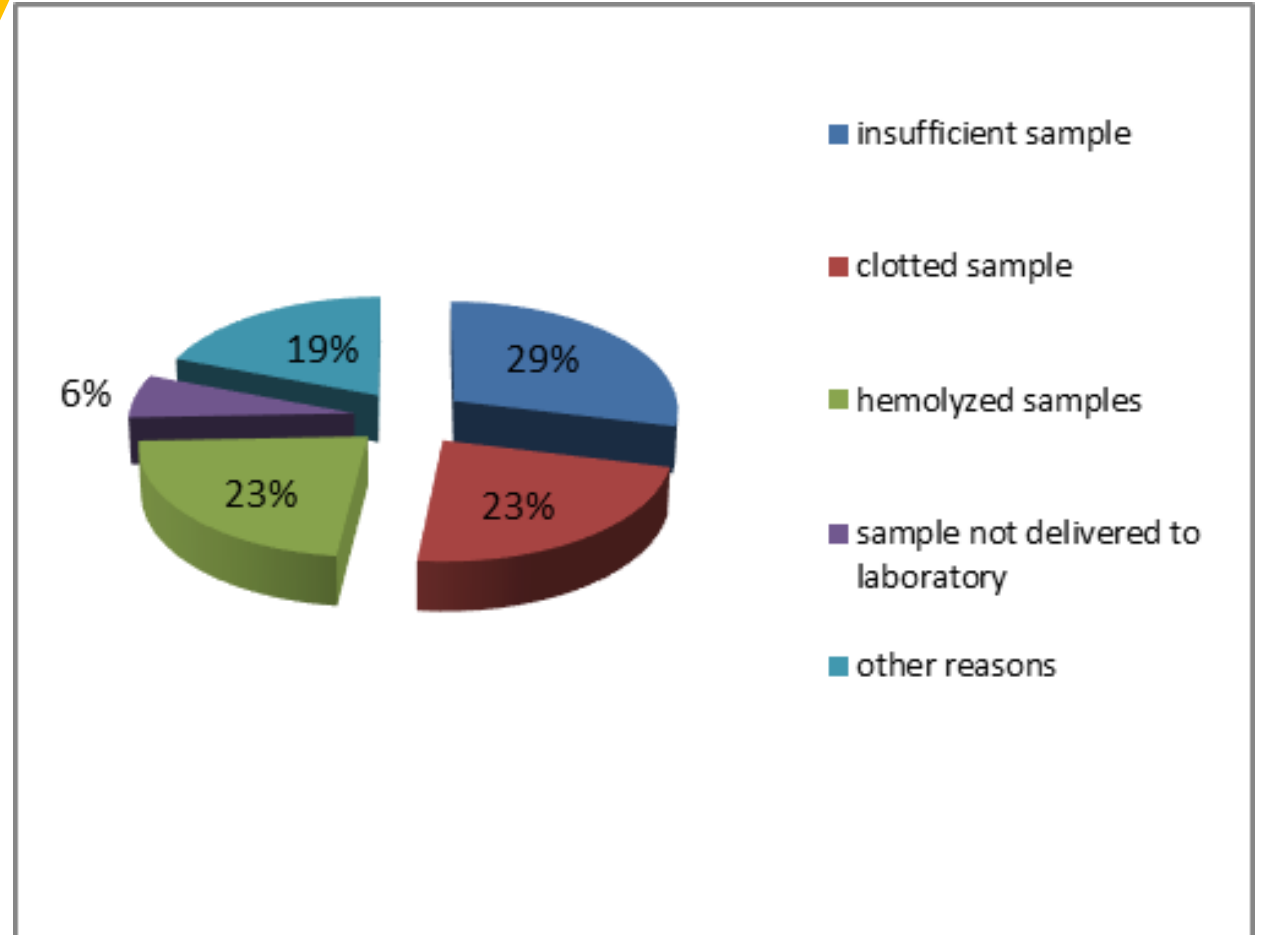
Control

- **Define** : Define the problem and the objectives
- **Measure** : what do we need to improve ? can we measure this ?
- **Analyze** : The collected data are analyzed and the causes of the error are investigated.
- **Improve** : The process is developed by finding a permanent solution to the problem.
- **Control** : Assure that improvement will sustain

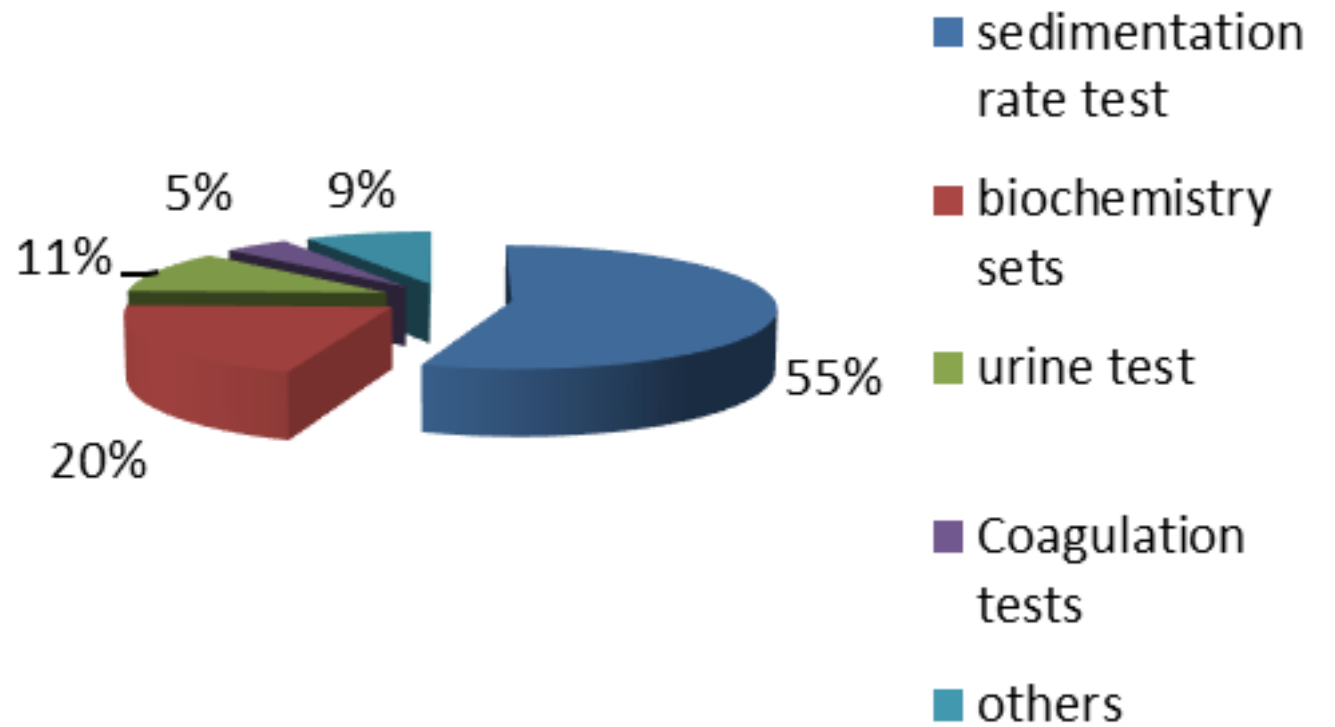
Purpose of our study

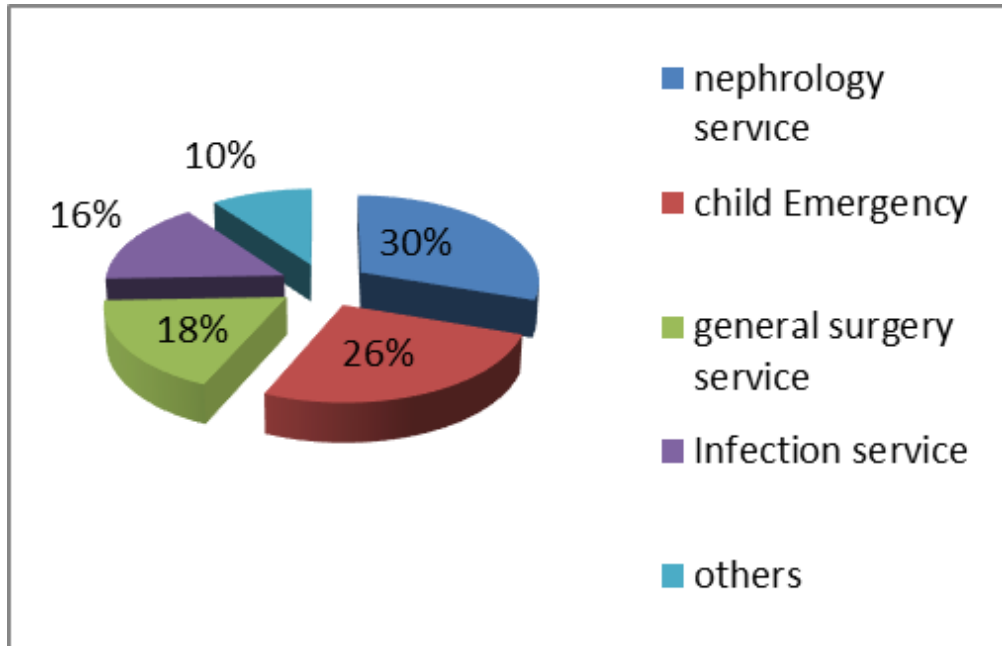
- In our study, we aimed to evaluate the effect of corrective and preventive actions to decrease this rate with six sigma levels by determining the most common rejection reason in pre-analytical period in our quality study in May 2019 in Gaziantep Şahinbey Research and Application Hospital, Biochemical Laboratory

Rejection rates were classified according to the preanalytical errors in May 2019



INSUFFICIENT SAMPLE





- Insufficient sample in sedimentation rate test were calssified according to the departmant

- When the distribution of rejection causes was examined in our laboratory, it was found that the highest rate was caused by insufficient sampling with 29% . 55% of the insufficient samples were found in the ESR test.
- Firstly; Sampling training was organized for the personnel in the relevant units and intern doctors. And than responsible personnel were informed by written letters.
- The sigma values of one month before and after the training were calculated and the degree of recovery from insufficient sample in the sedimentation rate test was analyzed.

RESULT

Enter the number of Defects Observed:	418
Enter the size of the sample: (how many total results were examined)	7455
<input type="button" value="Calculate Sigma Value"/>	
Here are your Defects Per Million:	56070
Here is your Sigma-Metric:	3.1



Enter the number of Defects Observed:	335
Enter the size of the sample: (how many total results were examined)	9534
<input type="button" value="Calculate Sigma Value"/>	
Here are your Defects Per Million:	35137
Here is your Sigma-Metric:	3.4

Conclusion

- Root cause analysis of the pre-analytical problems seen in the laboratory and the initiation of corrective and preventive activities according to the results increase the quality of the laboratory.
- As a result of increasing the frequency of training and monitoring the effects of the activities conducted over a longer period, we believe that a more significant improvement in sigma values will be achieved.

Thank you..